

Name: \_\_\_\_\_


## Wetlands and Water Features Study Guide (Test 9/8)

### Water Features:

Bay- small body of water partly  
surrounded by land



Lake- large body of water that  
is completely surrounded by land.



River- flowing body of freshwater  
that always flows downstream



Estuary- Where the freshwater river  
meets the larger body of water (gulf, etc)  
Salt water meets fresh



Delta- the mouth of a river. Fan or hand  
shaped




**Wetlands:** (Land that is wet!)

Marsh (grasses)

Swamp (trees)

Bog (decaying plants & peat)



### 3 Types of Marshes

Salt

Fresh

Brackish (mix of salt and fresh)


Climate

average weather over long time

vs

Weather

temperature & precipitation at a particular time



Precipitation- rain, snow, sleet, hail



Adapt vs. Modify


Adapt-change behavior because of environment (We change ourselves)

Ex. wear light clothes when hot, eat seafood because of where we live, people fish or work in oil

Modify- to change something in our environment to fit our needs/wants (We change our surroundings)

Ex. bridges, man made canals, levees, cutting forests, dams

Erosion- wind and water take away land from the shoreline/beach



Dams-built across rivers to control and even out the flow



Levees-barrier built along rivers to block water from escaping and flooding the surrounding area.

